

**JURISDICTIONAL MAP**

**PMO SURIGAO OFFICERS**

Port Manager	MILDRED J. PADILLA
Manager, Eng'g. Services Div.	ROLANDO C. BUCTION
Acting Manager, Port Services Div.	ATTY. ROLDAN G. CALEJESAN
Acting Manager, Port Police Div.	IVAN JORGE S BATERZAL
Manager, Admin. Division	YOLANDA F. A. TAN
Manager, Finance Division	RAFFY M. LAFUENTE

**TMO TANDAG STAFF**

Terminal Manager	DEBS G. CONSUEGRA
Terminal Operations Officer	GIL B. ARREZA
Collection Representative B	KEVIN U. URBIZTUNDO



**PHILIPPINE  
PORTS  
AUTHORITY**

**PORT MANAGEMENT OFFICE OF SURIGAO**

**TERMINAL  
MANAGEMENT  
OFFICE OF TANDAG**



**PACIFIC  
PORTS**



**PORT OF TANDAG**



**PORT OF ARAS-ASAN**



**PORT OF LAWIGAN (BISLIG)**



**PORT OF CANTILAN**



**PORT OF TABON (BISLIG)**



**PORT OF LIANGA**



**PHILIPPINE  
PORTS  
AUTHORITY**

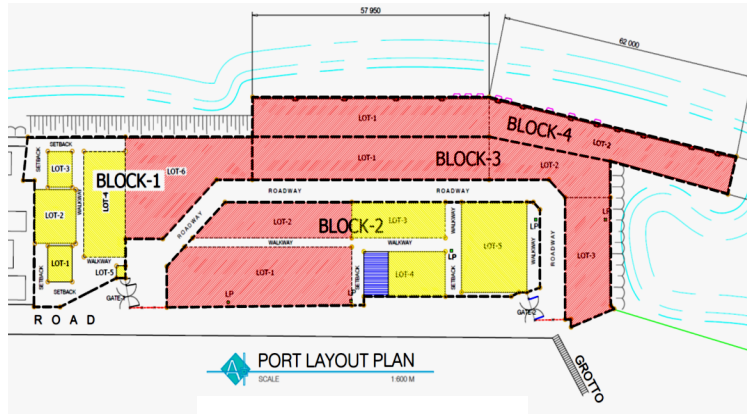
**PORT MANAGEMENT OFFICE OF SURIGAO**

*PPA Admin. Bldg., Port Area, Surigao City 8400 PHILIPPINES  
Tel. Nos. (086) 231-7742 • 826-2015 • 826-3818 • 826-5233  
Fax. No. (086) 826-5589 • email: pmosurigao@ppa.com.ph  
www.ppasurigao.weebly.com*

**TERMINAL MANAGEMENT OFFICE OF TANDAG**

Poblacion, Tandag City, Surigao del Sur 8400 PHILIPPINES

## PORT OF TANDAG




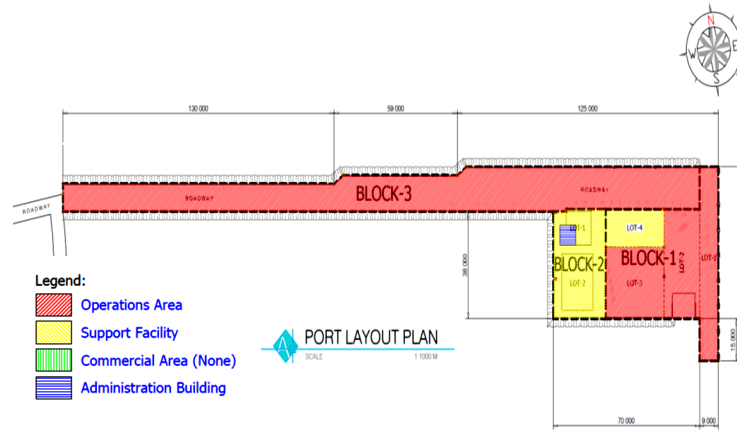
- The TMO port site is at Poblacion, Tandag, north of the town proper which lies at the southeastern part of Mindanao
- Coordinates: Latitude 09° 5' N;  
Longitude 126° 11' 30" E
- Site of the historic military fort of San Jose (built in 1737) during the Spanish period.
- Surigao Del Sur has a total population of about 471,263 most of whom live in towns along the pacific seaboard and therefore dependent on seaborne commerce and transport.

### EXISTING PORT FACILITIES

A. Berth Length	120.00 l.m
B. Controlling Depth	4.0 m
C. Back - Up Area	3,000.00 sq.m.
D. Buildings	
1. PTO and Passenger Terminal Building (Sitting Cap. = 100)	
2. Cargo Shed	
E. Electrical System	
- Five posts w/ 3 sets 250 Watts High Pressure Sodium Lamp	
F. Total Port Area:	6,313.00 sq. m.

# PACIFIC PORTS


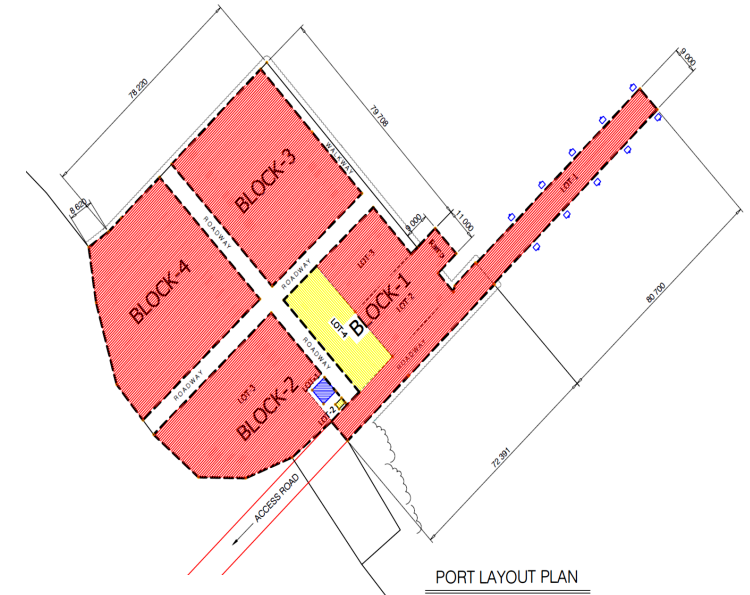
## PORT OF CANTILAN



### EXISTING PORT FACILITIES

A. Berth Length	69.00 m.
- Ro-Ro Ramp (1 unit)	9.00 m.
B. Causeway	305.m.
C. Controlling Depth	8.0 m
D. Back - Up Area (approx.)	3,489.00 sq.m.
E. Buildings	
Cargo Shed 1 (New)	300.00 sq.m.
Cargo Shed 2	360.00 sq.m.
PPA Office	200.00 sq.m.
F. Total Port Area (approx.)	6,388.31 sq.m.

## PORT ARAS-ASAN



### EXISTING PORT FACILITIES

A. Berth Length	171.00 l.m.
B. Controlling Depth	8.0 m
C. Back - Up Area (approx.)	11,369.00 sq.m.
D. Total Port Area (approx.)	12,251.00 sq.m.